



State Fund of Transport Infrastructure

- BRUSSELS, 9th March 2004

Pavel Švagr

Director of State Fund of Transport
Infrastructure

Ø tel.: + 420 266 097 298

Ø www.sfdi.cz

Ø fax.: + 420 266 312 560

Ø info@sfdi.cz



„MAGIC TRIANGLE - MGT“



Development
needs

known

MGT

?

sufficient

Available sources
of finance

Contracting
capacities

„MAGIC TRIANGLE“

defining

MGT

Development needs:

- ✓ finish the main transport network (motor- and expressways, railway corridors, inland waterways)
- ✓ modernize existing transport routes and junctions

→ THE CZECH REPUBLIC HAS THE SAME DENSITY OF TRANSPORT INFRASTRUCTURE AS EU COUNTRIES, IT IS LAGGING BEHIND IN TERMS OF TECHNICAL CONDITIONS, QUALITY AND CONNECTIBILITY

„MAGIC TRIANGLE“

Contracting capacities:



MGT

sufficient

- ✓ skilled workers, qualified and professionally efficient
- ✓ raw materials, other necessary materials, energy
- ✓ machines and equipment

→ CAPACITY OF LOCAL CONTRACTORS IS SUFFICIENT, THEY ARE ABLE TO ABSORB ANOTHER + 40 %

„MAGIC TRIANGLE“

Available sources of finance for transport infrastructure:



MGT

- ✓ determination of the actual process of construction and modernization
- ✓ important limiting factor is the public finance reform



DEVELOPMENT NEEDS EXCEED AVAILABLE SOURCES OF FINANCE

THE NEEDS USUALLY INCREASE FASTER THAN THE SOURCES

THIS MEANS COMPLETION OF MAIN PROJECTS IN THE CZECH REPUBLIC EVEN AFTER 2010

Expected sources of finance and development needs by SFTI (construction and maintenance) – in mill. CZK:

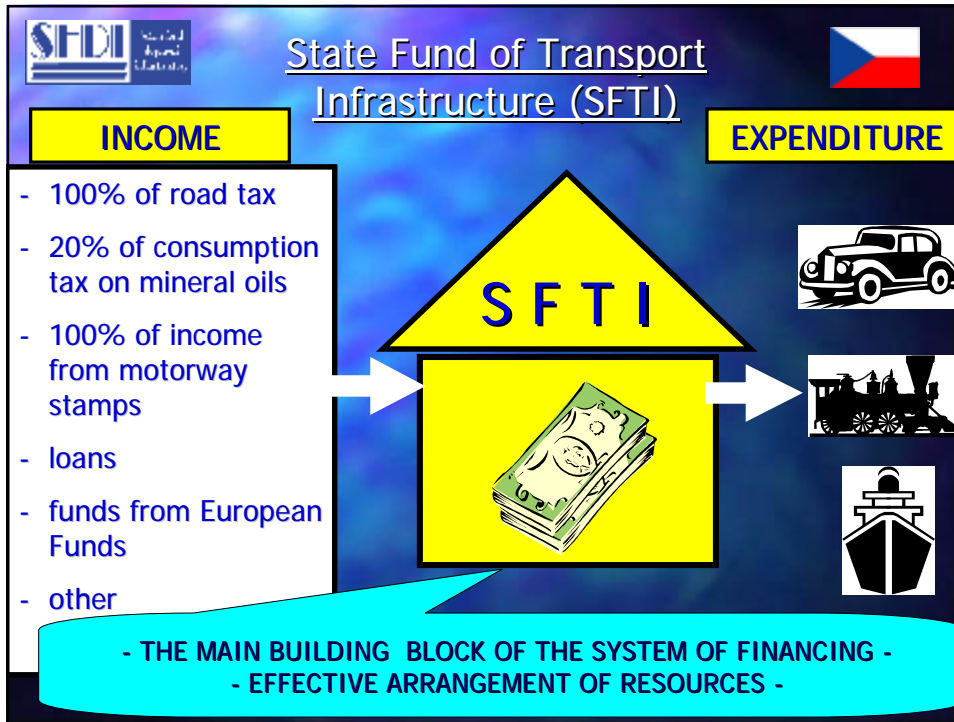
... to date 31.12.2003

	2004	2005	2006
State budget + state fund	49 000	54 000	54 000
Loans	6 600	7 400	7 000
European Funds	2 190	4 390	4 830
TOTAL SOURCES OF FINANCE	57 790	65 790	65 830
DEVELOPMENT NEEDS by SFTI	75 332	87 809	85 617
MISSING SOURCES OF FINANCE	-17 542	-22 019	-19 787

... 1 EUR = 32.0 CZK



HIGHER CONTRIBUTION FROM EUROPEAN FUNDS TO INDIVIDUAL PROJECTS OR HIGHER NUMBER OF PROJECTS CO-FINANCED FROM EU WOULD HELP TO LOWER THE DIFFERENCE BETWEEN THE NEEDS AND THE SOURCES WITHOUT SUBSTANTIAL DELAY IN REALISATION OF THE PLANNED PROJECTS

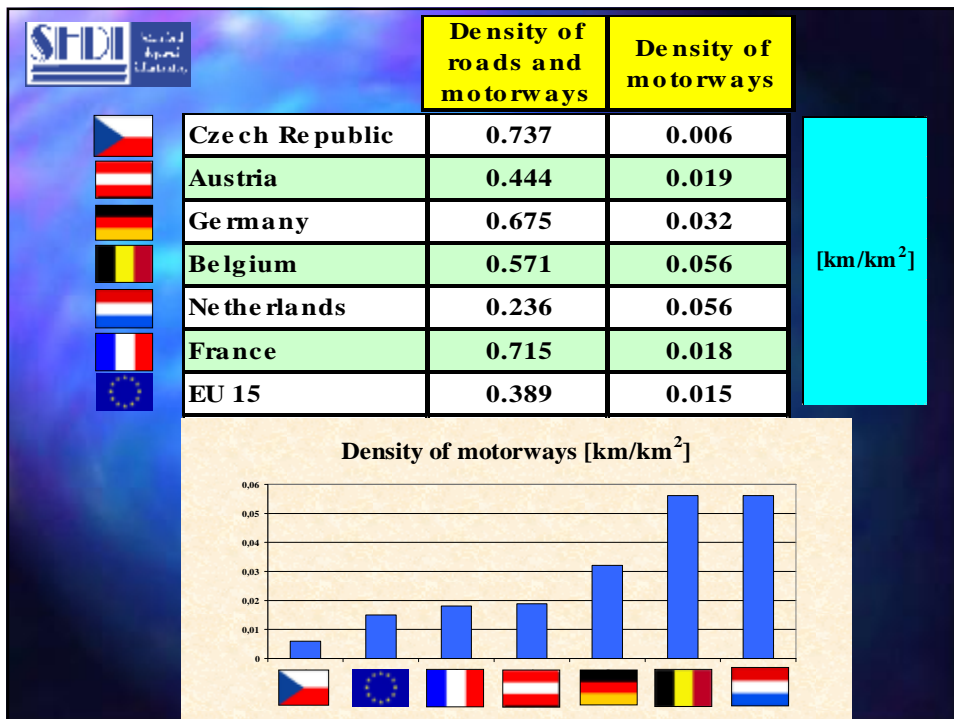
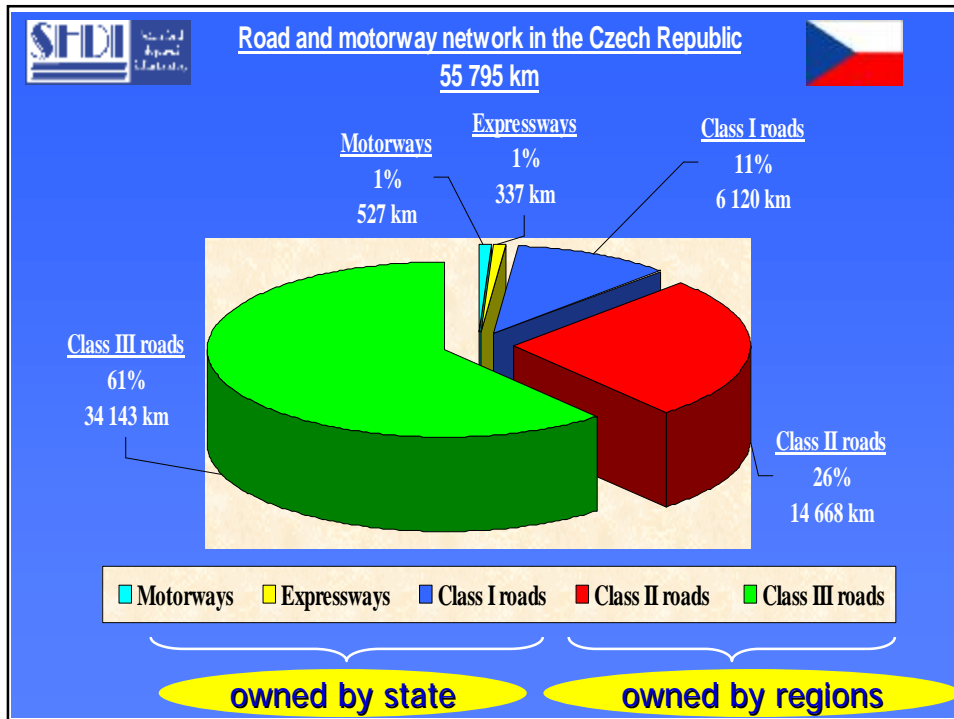


SFDI Státní fond
infrastruktury

Total expenditure into transport infrastructure in the Czech Republic – in connection with SFTI (in mill. EUR)

	2002	2003
SFTI	1 215	1 288
EU Funds	12	22
Loans (EIB+commercial)	216	252
Other	9	19
TOTAL EXPENDITURE	1 452	1 581

... 1 EUR = 32.0 CZK

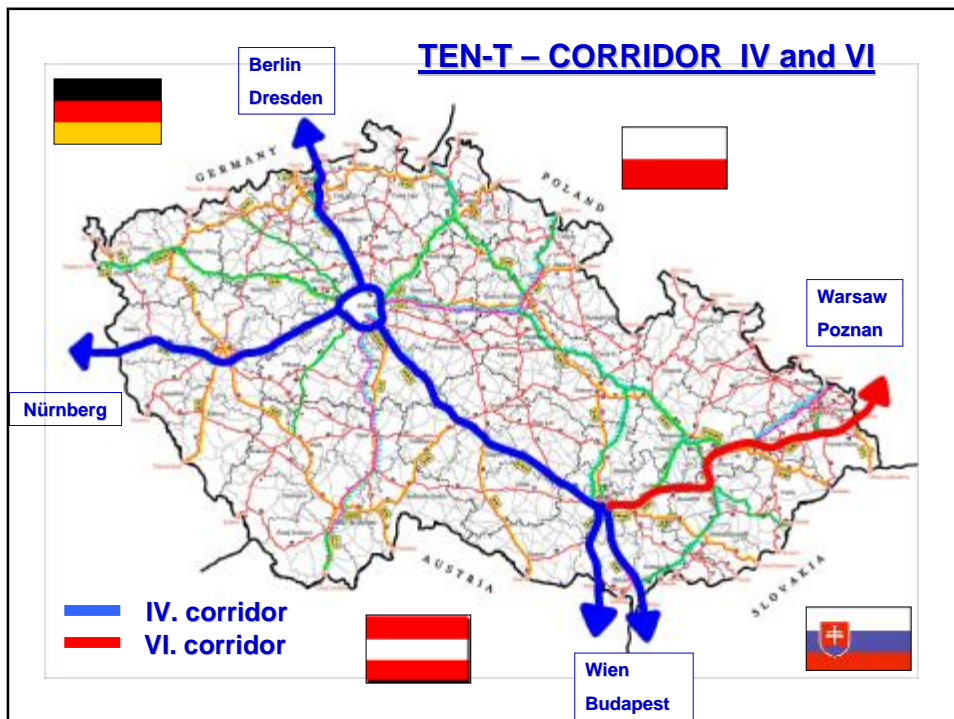
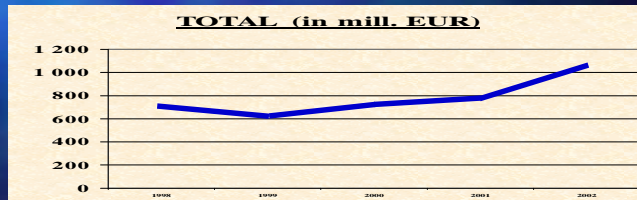


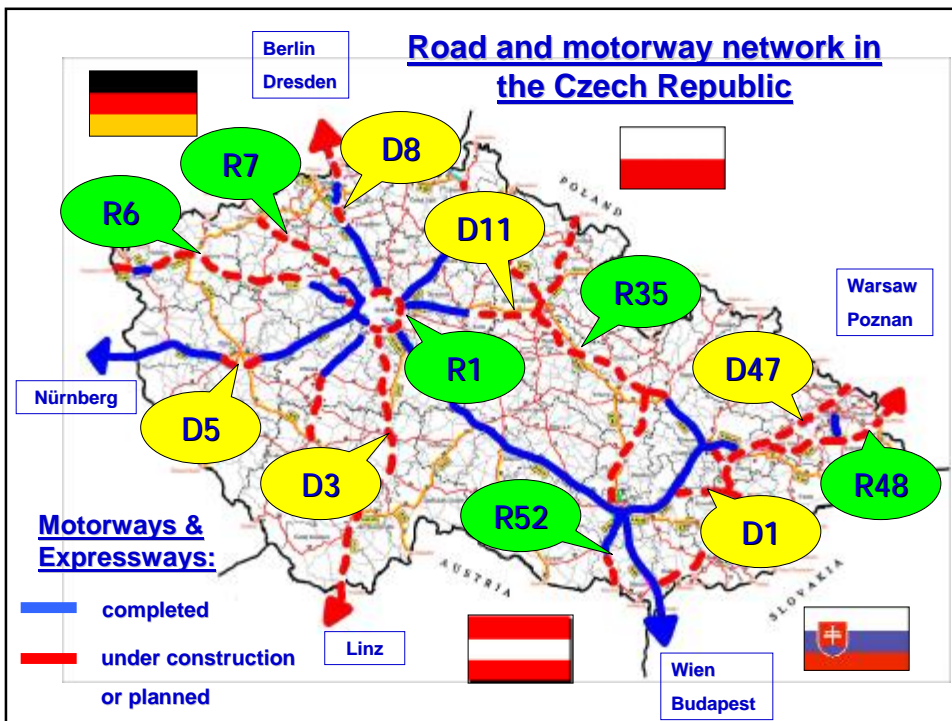
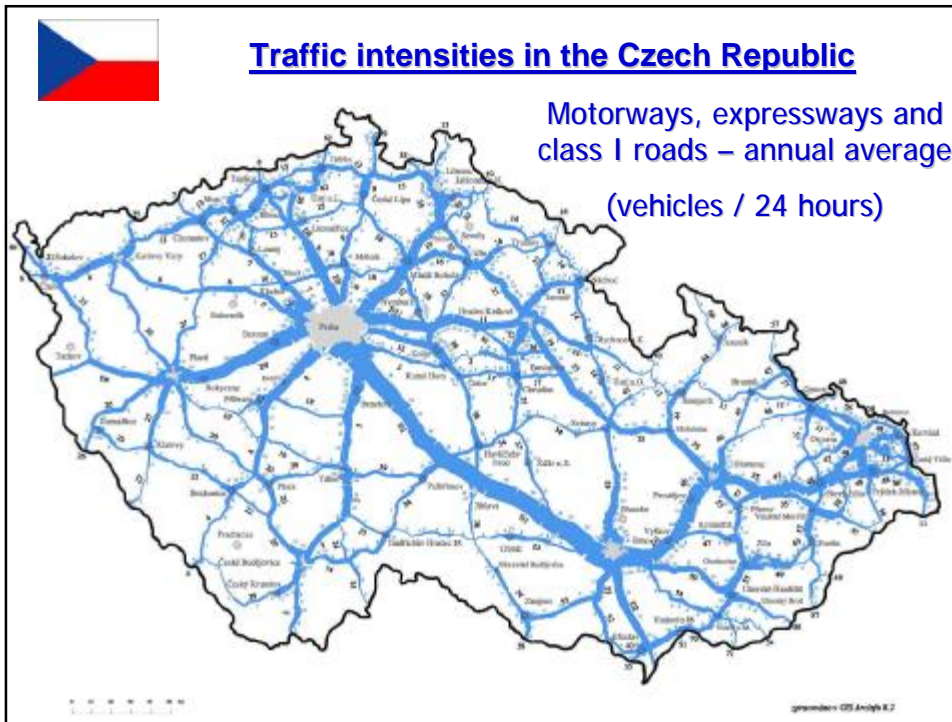


Total investment expenditure into transport infrastructure
- current prices, used average annual rate CZK/EUR

(in mill. EUR)

Infrastructure type	1998	1999	2000	2001	2002
Railways	301.7	268.6	370.7	393.7	473.8
Roads	373.7	322.1	308.6	302.2	518.3
Inland Waterways	5.6	3.1	11.3	8.6	16.6
Airways	22.2	16.6	27.9	50.4	38.7
Pipelines	4.8	11.5	11.2	21.7	21.5
Total	708.0	621.9	729.7	776.6	1 068.9
Proportion of total investment expenditure to GDP	1.39%	1.21%	1.31%	1.23%	1.45%







Thank you for your attention.

